



ABF Slide Show Screen Saver

Copyright © 2000-2007 ABF software, Inc.

Table of Contents

Part I Introduction	1
1 Overview	1
2 How to install and uninstall	2
3 How to register	2
4 License agreement	3
5 Contact information	5
6 Credits	5
Part II Actions	6
1 How to use	6
2 Upgrade	8

1 Introduction

1.1 Overview

Program overview



ABF Slide Show Screen Saver is a screen saver with cool looking effects and abilities to show pictures ether from local folders or from the web. The program allows to customize a list of folders or URLs, interval of changing, type of effect, background color, image stretching and other options. **ABF Slide Show Screen Saver** supports more then **130** amazing slide effects for any test, random effect feature is also present.

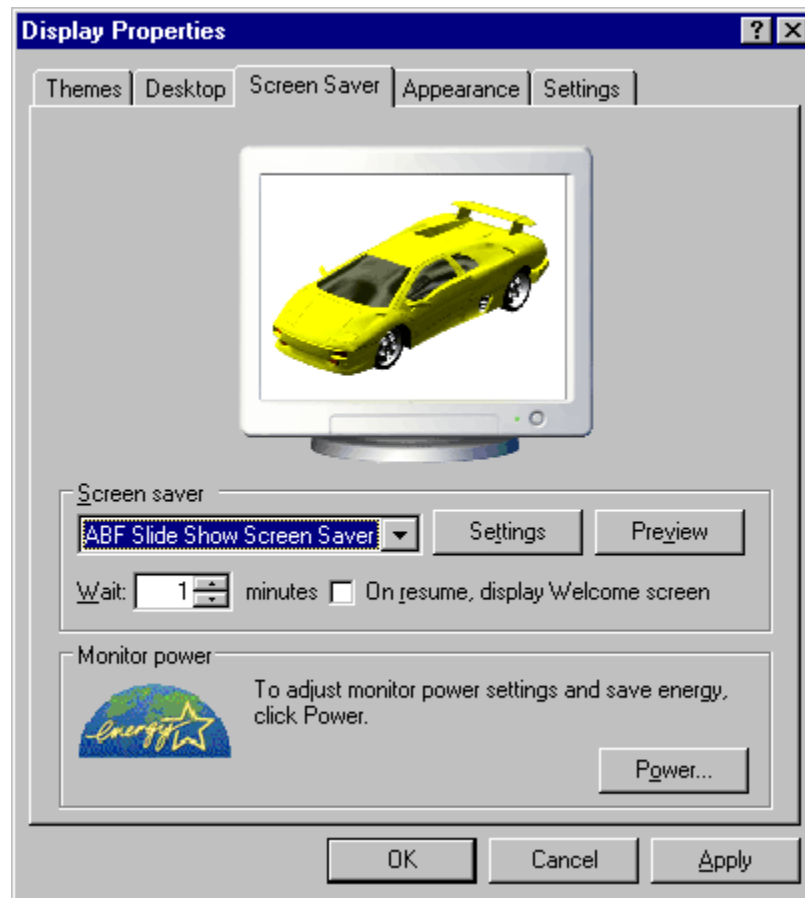


Figure 1: ABF Slide Show Screen Saver in the Display Properties.

The screen saver is compatible with any **32bit** version of **MS Windows**, installer and uninstaller are present. Read [How to use](#) topic for details

Requirements

- Windows 98/Me/2000/XP.

[ABF Slide Show Screen Saver](#) is product of ABF software, Inc.
Copyright © 2000-2007 ABF software, Inc. All rights reserved.

1.2 How to install and uninstall

How to install

- If you have got the self-extracting installation package named **abfSlideShowScreenSaverInstall.exe** - just run it and follow the setup instructions.
- If you have got the compressed archive file named like **abf4S.zip** or **abf4S.rar**- unpack it to the temporary folder, run the **abfSlideShowScreenSaverInstall.exe** file and follow the setup instructions.

How to uninstall

We really hope, you will never do it :)

1. Choose **Settings/Control Panel** from the **Start** menu.
2. Open **Add/Remove Programs** applet.
3. Select **ABF Slide Show Screen Saver** item and click **Add/Remove** button.

[ABF Slide Show Screen Saver](#) is product of ABF software, Inc.
Copyright © 2000-2007 ABF software, Inc. All rights reserved.

1.3 How to register

Why the program should be registered?

ABF Slide Show Screen Saver is distributed on a **Try Before You Buy** (shareware) basis. The evaluation (trial) version will only work for **30** days after the first install, and shows **Unregistered version** message. If you like this program and decide to keep it, you will need to purchase a registration key. All functions will be available and limitations will be removed as soon as you register your copy of **ABF Slide Show Screen Saver**.

How to register?

At first, you should purchase the registration key. You can do it on-line via the software registration service by credit card, bank transfer or check. Please visit the registration page (<http://www.abf-soft.com/buy.shtml>) and purchase the registration key. It costs only **USD 14.95** for the single license. There are some sale propositions for multi-licenses.

Note: The price can be changed in future.

After purchasing you will receive an e-mail with registration key and instructions. You can enter registration key in two ways:

1 way: The registration e-mail has a **reg.key** file in the attachment. Run this file (simply click on the attachment icon in Outlook/Outlook) it will add the registration data directly into the system registry.

2 way: Click on the **Register** item in the main menu or **Register** button in the **About** dialog. A key input form will appear ([Figure 2](#)).

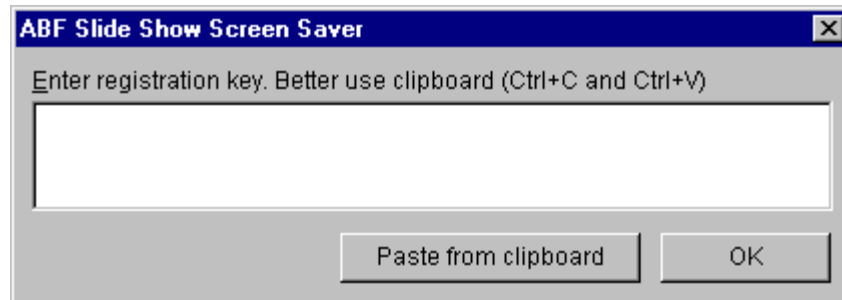


Figure 2: Registration key input form.

The registration key is a long sequence of different chars, so don't try to type it manually. Use the clipboard to copy (**Ctrl+C**) and paste (**Ctrl+V**) the key. Press **OK** button.

At last, restart the **ABF Slide Show Screen Saver**. If all steps are done right, the registration information should appear in the **About** dialog ([Figure 3](#)).



Figure 3: Registration information in the About dialog.

[ABF Slide Show Screen Saver](#) is product of ABF software, Inc.
Copyright © 2000-2007 ABF software, Inc. All rights reserved.

1.4 License agreement

SOFTWARE LICENSE AGREEMENT

You should carefully read the following terms and conditions prior to using this software.

License Agreement

=====

This is the End User License Agreement (the "AGREEMENT") is a legal agreement between you

("LICENSEE"), the end-user, and ABF software, Inc. ("OWNER"), the manufacturer and the copyright owner, for the use of the "ABF Slide Show Screen Saver" software product ("SOFTWARE").

By using this Software or storing this program on a computer drive (or other media), you are agreeing to be bound by the terms of this Agreement. If you do not agree with the terms of this Agreement, please remove this Software from your system.

This Software is not Freeware. However, you may install an Evaluation Version of this Software to test and evaluate the application during the Trial Period. If the program meets your requirements, and you wish to continue using the Software, after the Trial Period has ended, you have to purchase the Registered Version. If you do not want to continue using Software after the Trial Period, please remove this Software from your system.

You accept responsibility for any network usage costs or any other costs, incurred by using this Software.

Trial Period

=====

There is a free 30-day Trial Period for this Software.

Evaluation Version

=====

The Evaluation Version allows you to test and evaluate characteristics, features, and quality of this Software. You can also test the compatibility of the Software with your hardware and your operating system. The Evaluation Version may have some restricted features or limitations. Using this Software after the Trial Period without registration violates copyright laws and may result in severe civil and criminal penalties.

Registered Version

=====

The Registered Version has no restricted features or limitations. Upon enabling the registered copy of this Software (one per each license), you can either choose to install the Software on one or more computers for your individual use, or install it on a single workstation, used consecutively by multiple users. However, you cannot do both.

Registration Key

=====

The Registration Key may come as an unlock code, password, algorithm, or a service file. The Evaluation Version becomes Registered after the Registration Key has been applied. The Registration Key can be obtained directly from OWNER or from its authorized dealer or representative only. You can only use the Registration Key that you own or have permissions to use, as an employee or member of a licensed group. You must not publicize or distribute the Registration Key (or a part of it) without the permission of OWNER.

Distribution

=====

The Evaluation Version of this Software may be distributed freely through on-line services, bulletin boards, or other forms of electronic media, as long as the files are distributed in their entirety. Computer Magazines/Archives are authorized to distribute the Evaluation Version on any Cover Disk or CD-ROM without an individual permission.

RESTRICTIONS

=====

YOU MAY NOT ALTER THIS SOFTWARE IN ANY WAY, INCLUDING CHANGING OR REMOVING ANY MESSAGES OR WINDOWS. YOU MAY NOT DECOMPILE, REVERSE ENGINEER, DISASSEMBLE OR OTHERWISE REDUCE THIS SOFTWARE TO A HUMAN PERCEIVABLE FORM. YOU MAY NOT MODIFY, RENT OR RESELL THIS SOFTWARE FOR PROFIT, OR CREATE ANY DERIVATIVE WORKS, BASED UPON THIS SOFTWARE. PUBLICATION OR DISTRIBUTING OF THE REGISTRATION KEY OR SOME OF ITS PART IS STRICTLY PROHIBITED!

DISCLAIMER

=====

THIS SOFTWARE IS PROVIDED ON AN "AS IS" BASIS WITHOUT WARRANTY OF ANY KIND, EXPRESSED OR IMPLIED, INCLUDING BUT NOT LIMITED TO THE IMPLIED WARRANTIES OF MERCHANTABILITY AND SUITABILITY FOR A PARTICULAR PURPOSE. THE PERSON USING THE SOFTWARE BEARS ALL RISK AS TO THE QUALITY AND PERFORMANCE OF THE SOFTWARE. OWNER WILL NOT BE LIABLE FOR ANY SPECIAL, INCIDENTAL, CONSEQUENTIAL, INDIRECT OR SIMILAR DAMAGES DUE TO LOSS OF DATA OR ANY OTHER REASON, EVEN IF OWNER OR AN AGENT OF OWNER HAS BEEN ADVISED OF THE POSSIBILITY OF SUCH DAMAGES. IN NO EVENT WILL OWNER BE LIABLE FOR COSTS OF ANY DAMAGES, EXCEEDING THE PRICE PAID FOR THE SOFTWARE LICENSE, REGARDLESS OF THE FORM OF THE CLAIM. YOU ACKNOWLEDGE THAT YOU HAVE READ THIS LICENSE, UNDERSTOOD IT, AND AGREED TO BE BOUND BY ITS TERMS.

1.5 Contact information

If you have any problems with **ABF Slide Show Screen Saver**, first make sure that you have the latest version of the software. The problem seems to be solved in it. The latest version always can be downloaded [here](#). If this doesn't help, feel free to contact us:

<mailto:support@abf-soft.com>

[ABF Slide Show Screen Saver](#) is product of ABF software, Inc.
Copyright © 2000-2007 ABF software, Inc. All rights reserved.

1.6 Credits

The **ABF Slide Show Screen Saver** is created by **ABF software, Inc.** (<http://www.abf-soft.com>)

Programming

ABF software, Inc. Team

Help and manual

ABF software, Inc. Team

Marketing

Eugene Goncharenko

Special thanks to

Borland - for great software developing tools, especially for Delphi (www.borland.com).

EC Software - for Help&Manual authoring tool (www.ec-software.com).

Ethalone Solutions, Inc. - for great Ghost Installer (www.ethalone.com).

Kambiz R. Khojasteh - for powerful TPicShow control (www.delphiarea.com).

All beta testers - for testing, new ideas and bug reporting.
All registered users - for buying, new ideas and inspiration of us.

[ABF Slide Show Screen Saver](#) is product of ABF software, Inc.
Copyright © 2000-2007 ABF software, Inc. All rights reserved.

2 Actions

2.1 How to use

ABF Slide Show Screen Saver is very easy to use. Just open a setup window by clicking **Settings** button on the **Screen Saver** tab of **Display Properties** ([Figure 4](#)).

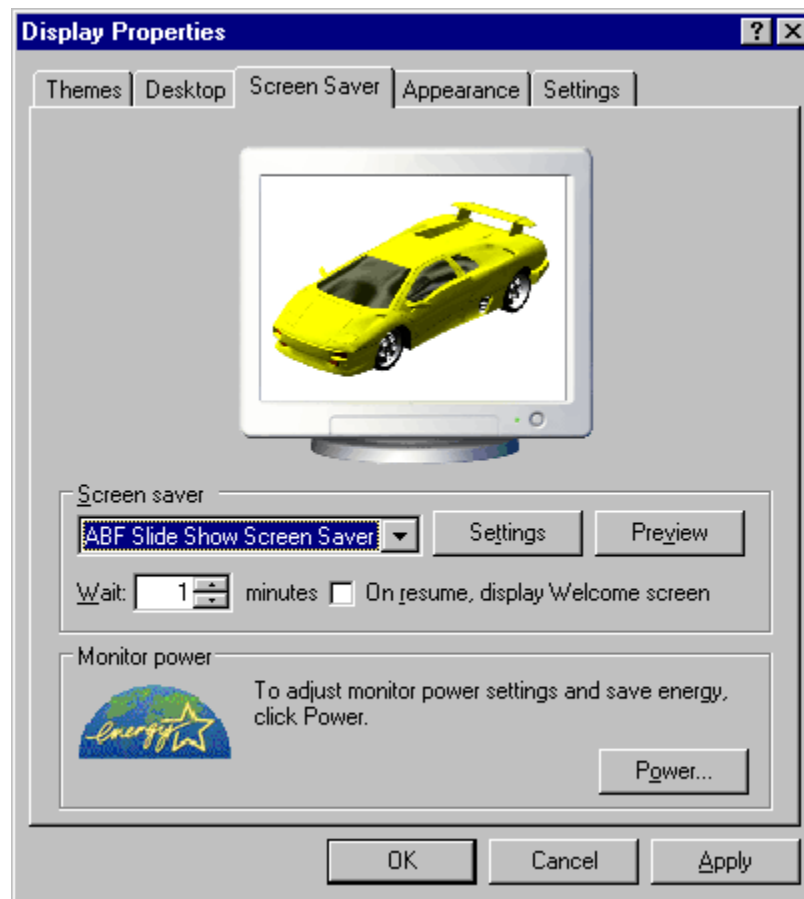


Figure 4: Screen saver settings.

Setup window allows you to customize any parameter of the screen saver. At first select **Image source**, there are **2** different sets of parameters for each **Image source** type: Local settings ([Figure 5](#)) and Web based settings ([Figure 6](#)).

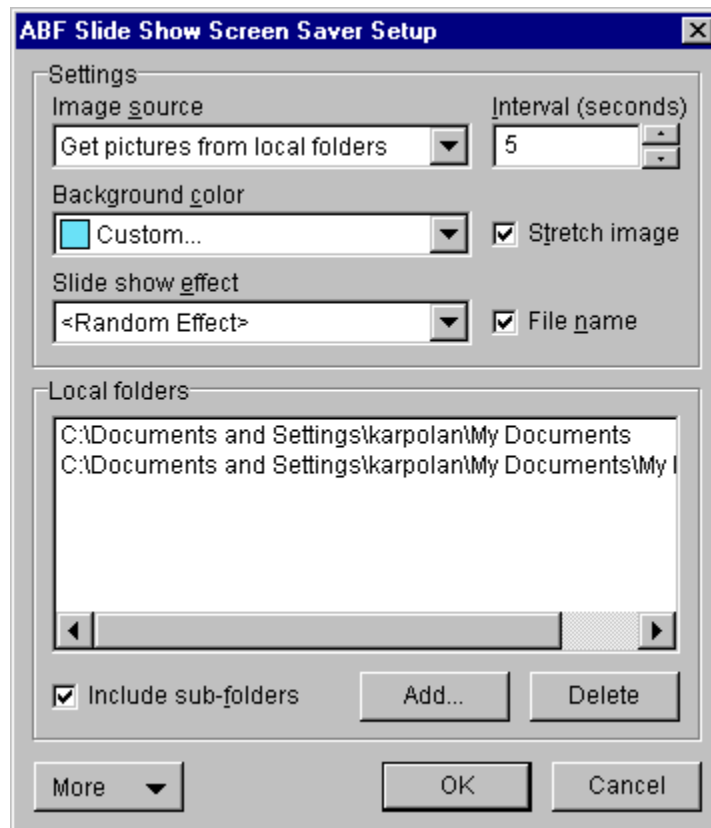


Figure 5: Options for local pictures.

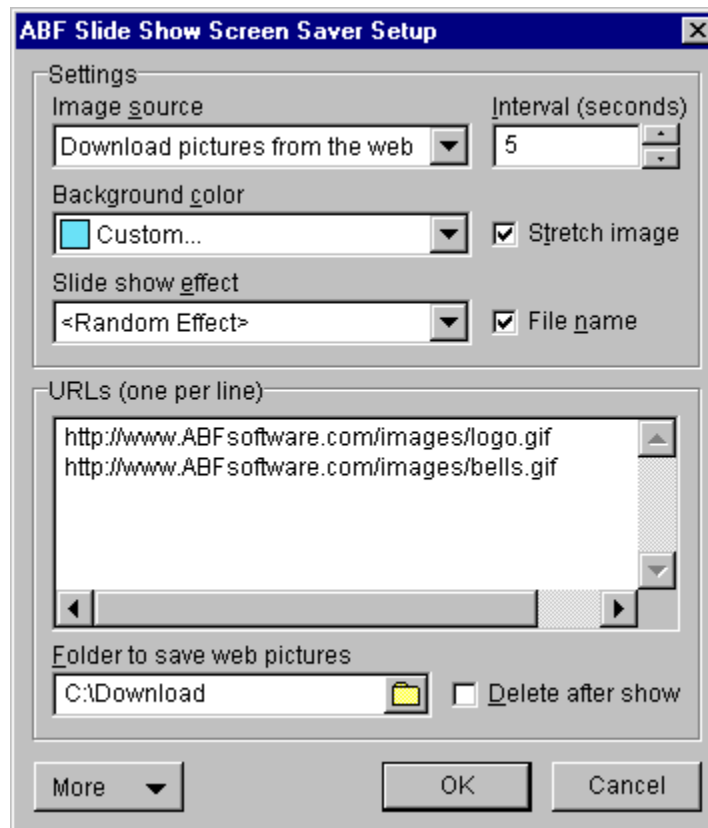


Figure 6: Options for pictures from the Web.

Also you can specify other common options, such as **Interval** of picture changing, **Background Color**, and **Slide Show Effect**. After that add all folders you want for local pictures ([Figure 5](#)) or specify the list of URLs for pictures from the Web ([Figure 6](#)). Press **OK** button to save changes.

Press **More** button to access a Registration form ([Figure 2](#)), About dialog or "[Upgrade from the web](#)" feature.

[ABF Slide Show Screen Saver](#) is product of ABF software, Inc.
Copyright © 2000-2007 ABF software, Inc. All rights reserved.

2.2 Upgrade

The **ABF Slide Show Screen Saver** can upgrade itself from the web. You should be connected to the Internet to provide an upgrading. To start the upgrading process, click an **Upgrade** item in the **More** button menu or **Upgrade** button in the **About** dialog. The application will check is the new version available or not.

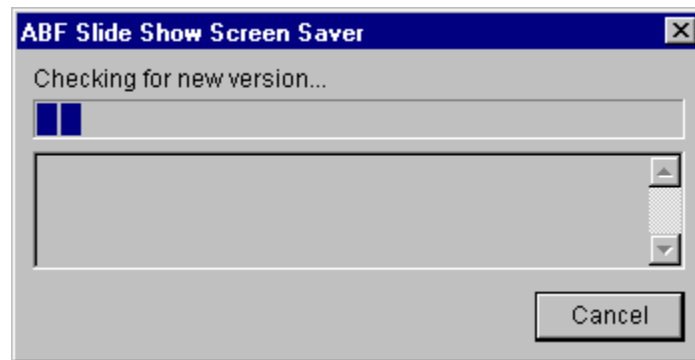


Figure 7: Checking for new version.

If the new version has been found, press appeared **Upgrade** button to complete the process.

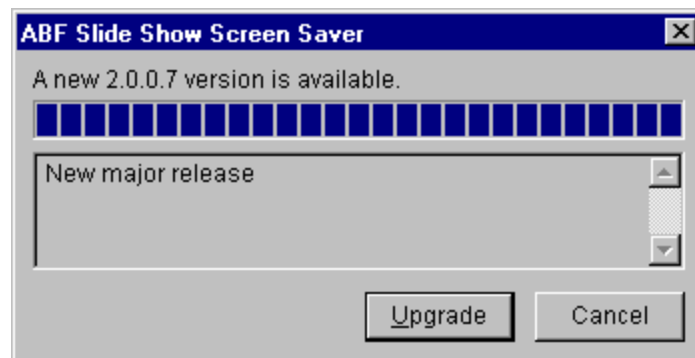


Figure 8: New version has been found.

If the new version has not been found, following message will appear.

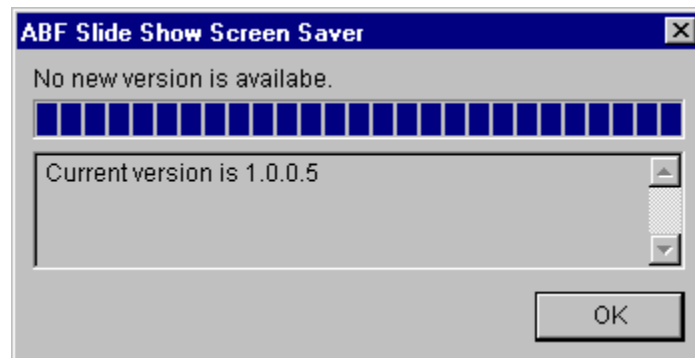


Figure 9: New version has not been found.

If there was a problem with connection to the Internet, following message will appear.

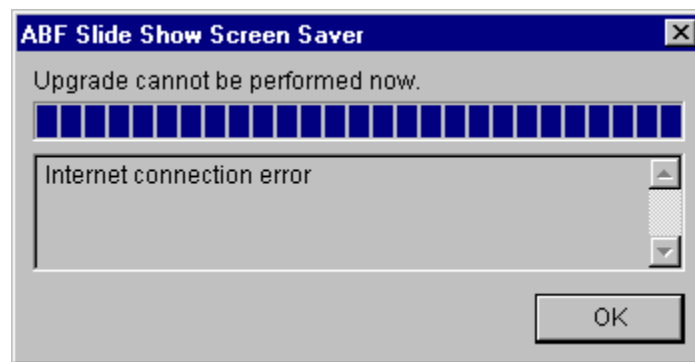


Figure 10: Problem with connection to the Internet.

[ABF Slide Show Screen Saver](#) is product of ABF software, Inc.
Copyright © 2000-2007 ABF software, Inc. All rights reserved.

Index

- A -

about 5
address 5
agreement 3
authors 5

- B -

buy 2

- C -

config 6
contact 5

- D -

description 1

- E -

email 5
e-mail 5

- H -

haw to 1
how 6
how to 2

- I -

install 2

- L -

law 3
license 3

- N -

new version 8

- O -

overview 1

- P -

purchase 2

- R -

register 2

- S -

setup 6
site 5

- U -

uninstall 2
upgrade 8
use 6

- W -

web 5

Back Cover